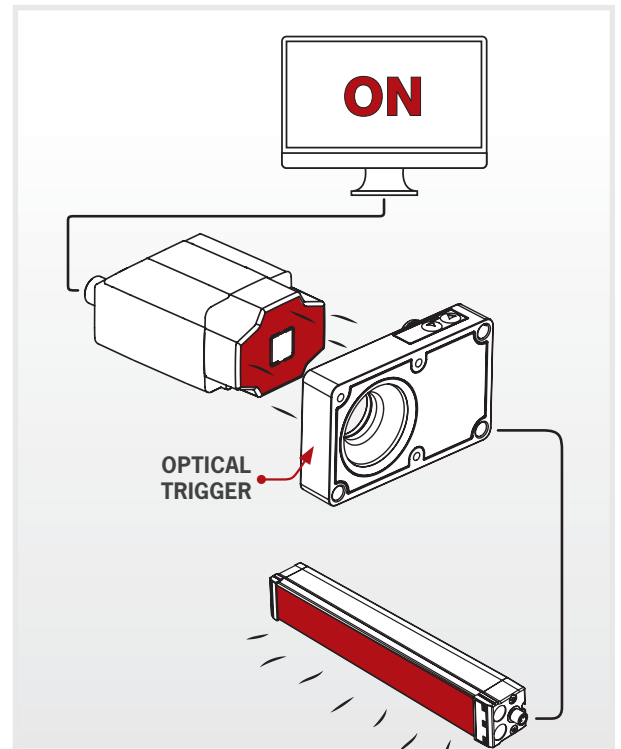




- ▷ MACHINE VISION
- ▷ SMART CAMERA
- ▷ INTEGRATED LIGHT
- ▷ EXTERNAL ILLUMINATION
- ▷ AUTOMATIC SYNCHRONIZATION
- ▷ NO CABLE
- ▷ RESPONSIVENESS

A NEXT-GENERATION ACCESSORY THAT REALLY SIMPLIFIES THE USER'S LIFE.



As soon as the camera's internal light is **on**, the **OPTICAL TRIGGER** activates the external light !

- ✓ automatic synchronization with the camera software,
- ✓ short rising and falling times: 4 μ s

The new Optical Trigger by TPL Vision, a specialist in LED lighting for machine vision applications, is a next-generation accessory that helps integrators to link a camera to an external light without cable.

Many cameras dedicated to machine vision are equipped with built-in lights. Unfortunately this is not always powerful enough to illuminate the camera's field of view properly. Furthermore, the integration of an external light to a camera can raise some problems: the setting of the two elements in strobe mode can be complicated, because of the duty cycle calculation.

Thanks to the Optical Trigger, you can now easily add an external light to your camera, as long as it has a built-in light. You just have to place the Optical Trigger in front of the camera: as soon as the camera's built-in lighting is on, the Optical Trigger automatically turns the external lighting on, synchronously. No need for any duty cycle calculation any more.

The Optical Trigger has very short rising and falling times (4 μ s), which makes it particularly efficient. The synchronization with the camera software is automatic and the integration times are highly shortened.

TECHNICAL SPECIFICATIONS

Electronics	
Power Supply	24VDC ±10%
Functioning Mode	100 mA – The Optical Trigger provides the light up to 4A. Choose the power supply according to the light connected behind.
Maximum rising time	4 µs (copy of the camera LED signal to the light)
Maximum falling time	4 µs
Power supply wiring	Male M12 connector – 5 pins
Light connection	Female M12 connector – 5 pins
Dimming	Through button interface on the side
Mechanical	
Length	85 mm
Width	52 mm
Thickness (without connectors)	18.75 mm
Thickness (with connectors)	31.90 mm
Environment	
Operating Temperature	-10° to +40°C / 80% of humidity without condensation No thermal shock (max temperature variation: 10°C in 24h)
Storage Temperature	-20° to +60°C / 80% of humidity without condensation No thermal shock (max temperature variation: 10°C in 24h)
IP Protection	IP 65
Labels	RoHS-CE-WEEE

CAMERA COMPATIBILITY

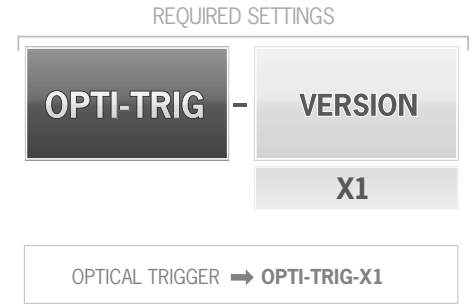
Examples of cameras compatible with the Optical Trigger		
● Cognex In-Sight 2000	● Datalogic VS2	● MicroScan ID40
● Cognex In-Sight 7000 C	● IFM O2D	● Omron FQ2
● Cognex Checker	● Keyence SR750	● Sensopart Visor
● Cognex DM50/60	● Keyence SR1000	● SICK Inspector Series
● Cognex DM150/260	● MicroScan Hawk Integrated	● SICK Lector 63x
● Cognex Dm300/360		

ILLUMINATION COMPATIBILITY


Examples of illuminations compatible with the Optical Trigger		
● EBAR+ & BLBAR+ Standard, Link, Overdrive	● MODULAR RINGLIGHT	● TSPOT 1*
● EBAR Logistix	● TRING*	● TSPOT 4*
● LBAR+	● SBACK II*	● SDOME II*
	● SBAR*	● LOW ANGLE II*

* no dimming.

BUILD YOUR REFERENCE



RELATED PRODUCTS

M12 female 5 pins cable	
POWER SUPPLY	
	
2 meters	Ref: C-M12-5P-2M
5 meters	Ref: C-M12-5P-5M
10 meters	Ref: C-M12-5P-10M

M12 female / male 5 pins cable	
LIGHT CONNECTION	
	
5 meters	Ref: RA-M12-FM-5P-5M
10 meters	Ref: RA-M12-FM-5P-10M

M12 female / male 5 pins cable	
MODULAR RINGLIGHT / OPTICAL TRIGGER	
	
0.3 meters	Ref: RA-M12-FM-5P-0.3M

Features and presentations liable to modifications without prior notice. A-1 version, 2017/09 Edition

TPL VISION UK

Brenchley House - School Road - Charing - Kent TN27 0JW - UK
Tel. +44 (0)1738 450 504 - contact@tpl-vision.co.uk

www.tpl-vision.com



Other available documents :

- PDF, DWG, DXF, IGS, STEP & X_Y DRAWINGS (on demand)
- USER'S GUIDE

OPTICAL TRIGGER

