

## ESSENTIAL EBAR

EASY TO USE & POWERFUL LED LIGHTING BAR

▶ LED LIGHTING SYSTEM   ▶ MACHINE VISION APPLICATIONS   ▶ HIGH POWERFUL LED   ▶ DIRECT LIGHTING   ▶ QUALITY CONTROL WITH CAMERA

**SIMPLICITY**  
LEADING TO **POWER.**

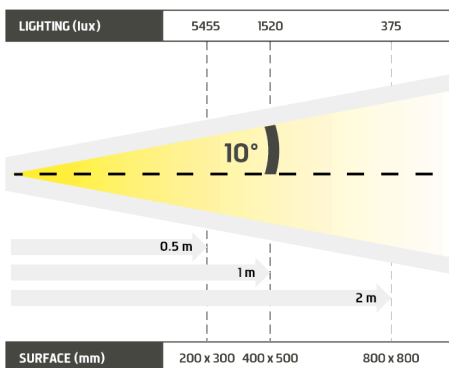


- ✓ High powerful lighting,
- ✓ continuous or strobe mode,
- ✓ from 15 cm to 1 m 30.



The Essential EBAR is a highly powerful Led lighting, very easy to set up, what makes it the fundamental bar for industrial vision. Very useful for the direct lighting of a rectangular surface, it can be set up either upwards or downwards.

You don't have to adjust anything, only to plug the Essential EBAR. There are 2 functioning modes : continuous and strobe. Available in 3 different colours and in multiple lengths (up to 1m30).







▶ Demo for EBAR5 (useful length : 121 mm)

Distance	0.5m		1m		2m	
EBAR5	5455 lux	200 x 300 mm	1520 lux	400 x 500 mm	375 lux	800 x 800 mm
EBAR10	8225 lux	200 x 325 mm	2685 lux	400 x 600 mm	710 lux	800 x 900 mm
EBAR15	9285 lux	200 x 450 mm	3520 lux	400 x 725 mm	1005 lux	800 x 1025 mm
EBAR20	9535 lux	200 x 575 mm	4080 lux	400 x 850 mm	1260 lux	800 x 1150 mm
EBAR25	9670 lux	200 x 700 mm	4435 lux	400 x 975 mm	1475 lux	800 x 1275 mm
EBAR30	9710 lux	200 x 825 mm	4590 lux	400 x 1100 mm	1650 lux	800 x 1400 mm
EBAR35	9765 lux	200 x 950 mm	4675 lux	400 x 1225 mm	1795 lux	800 x 1525 mm
EBAR40	9765 lux	200 x 1075 mm	4725 lux	400 x 1350 mm	1915 lux	800 x 1650 mm
EBAR45	9765 lux	200 x 1200 mm	4765 lux	400 x 1475 mm	2010 lux	800 x 1775 mm
EBAR50	9765 lux	200 x 1325 mm	4785 lux	400 x 1600 mm	2080 lux	800 x 1900 mm

Minimum guaranteed values (white lighting measures)

# TECHNICAL SPECIFICATIONS



	5	10	15	20	25	30	35	40	45	50
<b>Electronics</b>										
Power supply	24 VDC +/-10%									
Functioning mode	Continuous or strobe according to wiring									
Maximum rising time	1.5ms									
Maximum falling time	1ms									
Wiring	M12 4 poles male connector									
Max. Consumption (W)	7,5	15	22,5	30	37,5	45	52,5	60	67,5	75
<b>Optics</b>										
Colour	White, Red, Green, Blue, Infrared (available in UV 405)									
Number of Leds	5	10	15	20	25	30	35	40	45	50
Lens by default	± 10°									
<b>Mechanics</b>										
Total length (mm)	153	278	403	528	653	778	903	1028	1153	1278
Width x thickness	47 x 47 mm									
Useful length (mm)	121	246	371	496	621	746	871	996	1121	1246
Useful width (mm)	39									
Weight (g)	329	516	703	890	1077	1264	1451	1638	1825	2012
Body materials	Colourless anodized aluminum									
Diffuser	Transparent diffuser									
Fixing	2 M8 nuts to insert in the groove located on the back of the lighting									
Included add-ons	2 M8 nuts									
<b>Environment</b>										
Operating temperature	0 - 40°C									
Storage temperature	0 - 60°C									
IP protection	IP 40 (in option : IP65 and IP69K*)									
Labels	RoHS-CE-DEEE									

## HOW TO BUILD ONE'S REFERENCE

EBAR	REQUIRED SETTINGS			OPTION	
	NUMBER OF LEDS	COLOUR	LENS/OPTIC ANGLE	DIFFUSER OPTION	IP OPTION
5	WHI	7 ± 7°	TRANSPARENT	IP40 RATED	
10	630	10 ± 10°	DO OPAQUE	IP65 IP65 RATED	
15	525	9-16 ± 9°/16°	DS SATIN	IP69K* IP69K RATED	
20	470	17 ± 17°	POL POLARIZER		
25	850	25 ± 25°			
30		NL NO LENS			
35					
40					
45					
50					

EXAMPLES :

- EBAR 5 WHITE LEDS ± 10° OPAQUE DIFFUSER IP40 RATED : → EBARS-WH-10-DO
- EBAR 15 RED LEDS ± 25° TRANSPARENT DIFFUSER IP69K RATED : → EBAR15-630-25-IP69K
- EBAR 30 BLUE LEDS ± 9°/16° POLARIZER IP65 RATED : → EBAR30-470-9-16-POL-IP65

RESULTS :

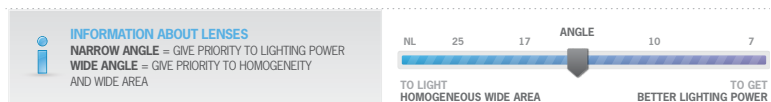
- EBARS-WH-10-DO
- EBAR15-630-25-IP69K
- EBAR30-470-9-16-POL-IP65

## RELATED PRODUCTS

Ask for your add-ons, customized for the Essential EBAR :

- wiring
- diffusers
- fixing hardware
- safety glasses

### \* IP69K OPTION



Features and presentations liable to modifications without prior notice. B-1 version, 2014/03 Edition

TPL VISION – 20 rue de Saint Philbert – 44118 LA CHEVROLIÈRE  
Tél. + 33 2 40 56 10 99 – Fax. + 33 2 40 56 42 89  
www.tpl-vision.net



Other available documents :

- PDF, DWG, DXF, IGS, STEP & X\_Y DRAWINGS
- USER'S GUIDE

Essential EBAR

