

USER'S GUIDE

SPOT SP1

INTRODUCTION

This note contains all the instructions and precautions for a safe set up and an optimal use of the product.

Warning: we are not responsible if any of these items below would not be respected and in this case, the TPL Vision's warranty shall not apply anymore to this product.

PRECAUTIONS FOR USERS AND CONSUMERS

Class III light

IP xx product (see product's documentation)

Operating temperature 0°C à 40°C

Power supply 24VDC+/- 10%, failure to observe this order may cause a deterioration of the product and a shock hazard to the user

Observe the power supply voltages and terminal connection

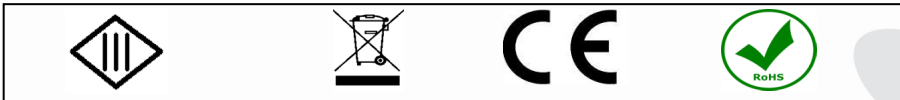
Do not modify the product even partially.

Do not clean while operating

Do not cover with a heat insulation or do not lock in a sealed enclosure

Do not stare at the beam and observe this following instructions:

- Interpose, insofar as the workstation allows it, a filter to block the product's light radiation under a fixed frame or adjustable between the source and the operator
- When the implementation of these arrangements is not possible, provide to operators glasses or an adequate protection mask allowing to block the lighting radiation.
- Prohibit or restrict as possible direct access to the light source (exposure in the axis of radiation)
- Establish a security perimeter to prevent operators from approaching the source at distances beyond the nominal ocular hazard recommended by the manufacturer
- In any case, ensure that the used means mitigate properly exposure scale (Choose screens or glasses characteristics according to the wavelengths wich operators are exposed).

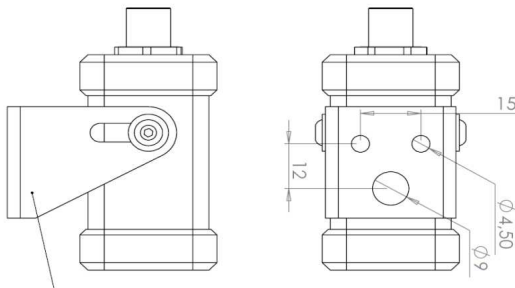


PACKAGING / PACKING / RECEIVING

The product is packaged in our factory using boxes and packages appropriated to transport it and studied to avoid any damages by means of regular transportation. However a damaged parcel should be reported to the carrier upon receipt and stated officially at its reception (as a "reserve"). Also, please report by writing to the company TPL VISION as soon as possible. (Within 24 hours after the package reception). Any damaged package during transportation will not be taken back or replaced if it has not been reported on the travel voucher and reported to TPL VISION on time.

When opening the bag containing the product, any cutting blade should be avoided so as not to damage the product.

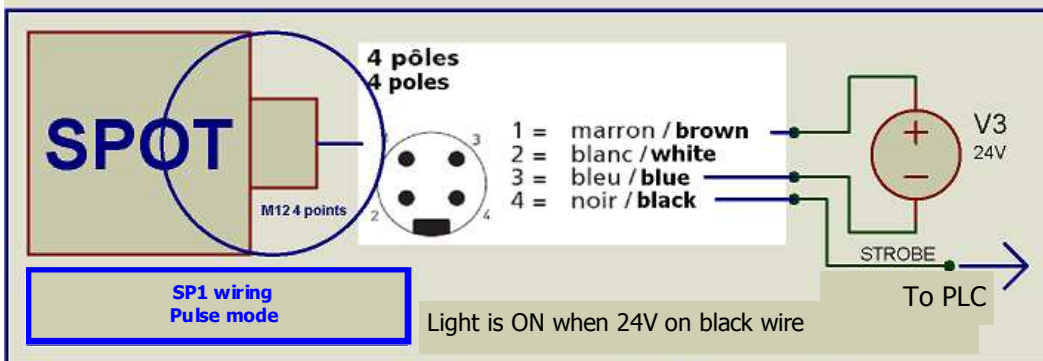
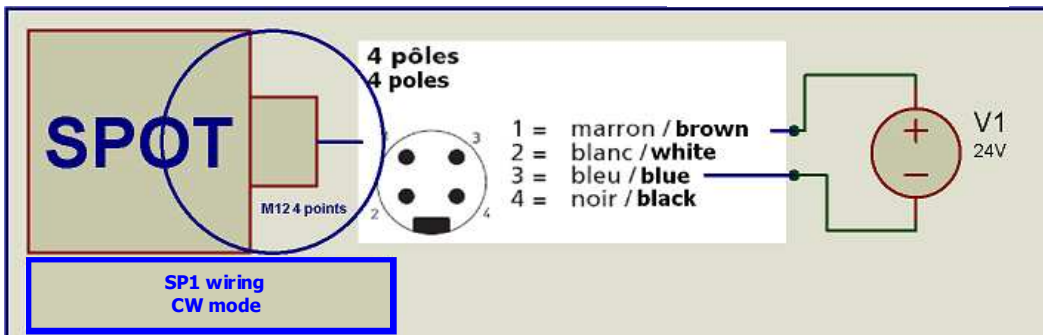
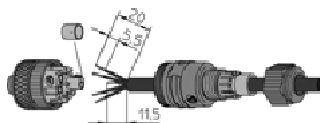
All accessories included in the package must be used if necessary (do not use other products or equivalent to replace the accessories supplied).



Bracket — thickness 1 mm

ELECTRICAL CONNECTION

- 1- Turn off overall system 24 VDC power supply
- 2- Prepare the reverse connector (not supplies with the SP1)
- 3- Make all connections (power off) regarding diagram(s) below:



CLEANING (PRODUCT TURNED OFF):

- Use a soft, dry cloth.
- Do not use solvents or chemicals.
- Do not use abrasive cleaning product.